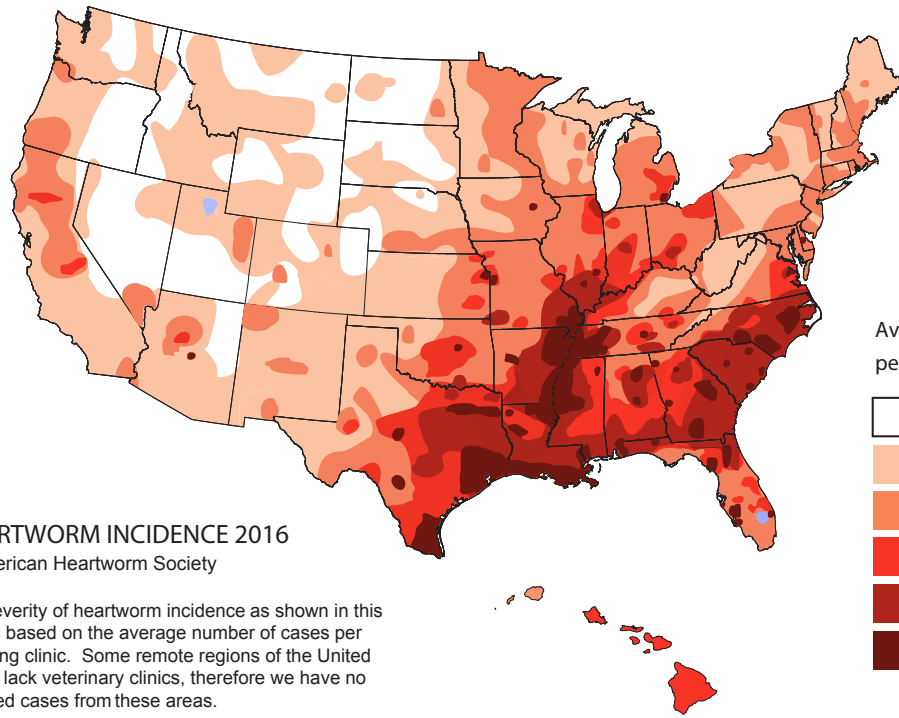


## HEARTWORM INCIDENCE 2016

© American Heartworm Society

The severity of heartworm incidence as shown in this map is based on the average number of cases per reporting clinic. Some remote regions of the United States lack veterinary clinics, therefore we have no reported cases from these areas.









### HEARTWORM INCIDENCE 2016

© American Heartworm Society

The severity of heartworm incidence as shown in this map is based on the average number of cases per reporting clinic. Some remote regions of the United States lack veterinary clinics, therefore we have no reported cases from these areas.

Average number of cases per reporting clinic

-  < 1 case/ clinic
-  1-5 cases/ clinic
-  6-25 cases/ clinic
-  26-50 cases/ clinic
-  51-99 cases/ clinic
-  100+ cases/clinic